

# Laborshed Analysis

## Audubon County, Iowa



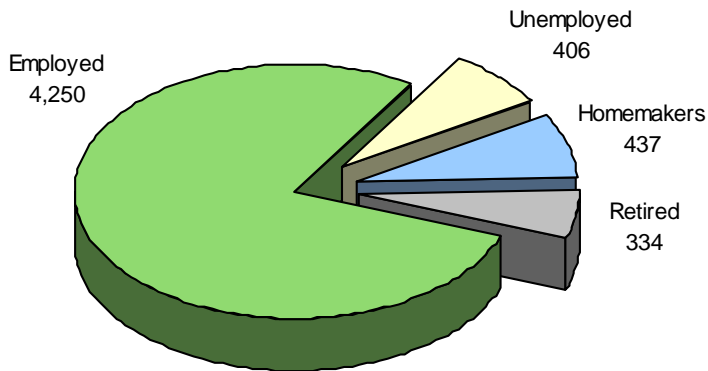
A Study of Workforce Characteristics  
Released October 2008

# Laborshed Studies

A Laborshed is defined as the area or region from which an employment center draws its commuting workers. To determine the approximate boundaries of the Audubon County Laborshed area, local employers supplied the ZIP code listings of where each of their employees reside. This Laborshed analysis addresses underemployment, the availability and willingness of current and prospective employees to change employment within the workforce, current and desired occupations, wages, hours worked, and distance willing to commute to work. *See contact information on back.*

**Total Potential Labor Force: 25,580 (entire Laborshed Area)**

**Estimated Number of Individuals Very Likely or Somewhat Likely to Change or Accept Employment (5,427)**



## Quick Facts:

*(Employed - willing to change employment)*

- 20.4% are working multiple jobs;
- Currently working an average of 45 hours per week;
- Average age is 47 years old;
- 35.9% currently working within the production, construction, & material handling occupational category followed by 17.9% within both the professional, paraprofessional, & technical and the managerial occupational categories;
- Most frequently identified job search sources:
  - Local/Regional newspapers  
The Des Moines Register  
The Times Herald - Carroll
  - The internet  
[www.iowaworkforce.org](http://www.iowaworkforce.org)  
[www.monster.com](http://www.monster.com)
  - Networking through friends, family, or acquaintances
  - Local Iowa Workforce Development Centers

## Underemployment:

The underemployed are composed of individuals who are working fewer than 35 hours per week but desire more hours; working at wages equal to or less than the national poverty level; and/or who are working in positions that do not meet their skill or education levels or worked for higher wages at previous employment.

- 0.7% Inadequate hours (30 people)
- 1.5% Low income (64 people)
- 2.0% Mismatch of skills (85 people)
- 3.7% Total estimated underemployment (157 people)

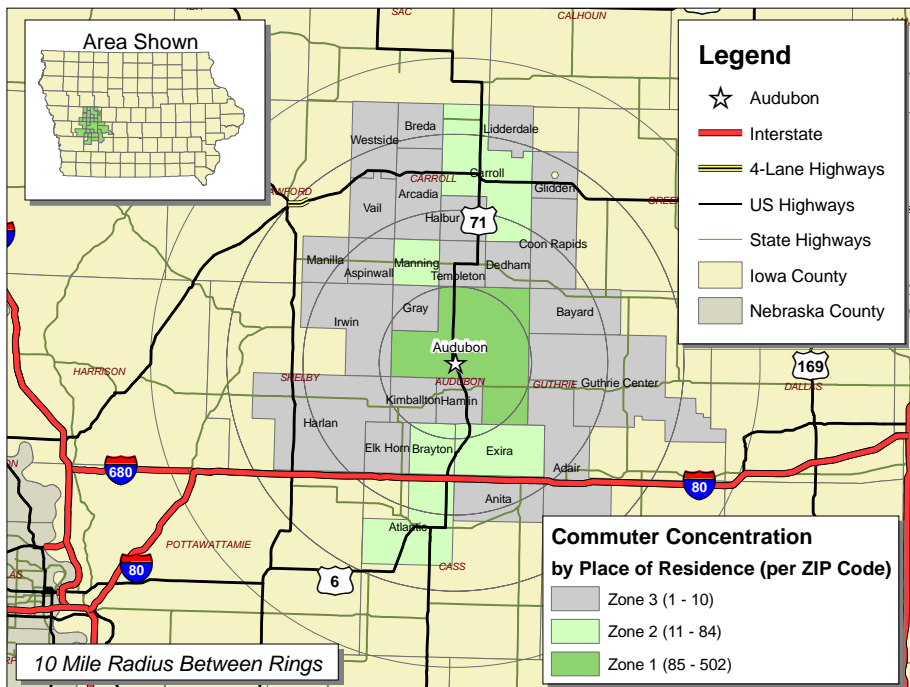
*Individuals may be underemployed for more than one reason; but are only counted once for total estimated underemployment.*

## Industrial Classification of the Employed

Industry	% of Laborshed	# of Employed
Health Care & Social Services	16.9%	3,631
Agriculture, Forestry, & Mining	15.7%	3,373
Wholesale & Retail Trade	15.1%	3,245
Education	11.2%	2,407
Manufacturing	9.2%	1,977
Finance, Insurance, & Real Estate	5.9%	1,268
Professional Services	5.9%	1,268
Transportation, Communication, & Public Utilities	5.6%	1,203
Public Administration & Government	5.3%	1,139
Construction	4.7%	1,010
Personal Services	3.0%	645
Other (Military, Nonprofit, etc.)	1.2%	258
Entertainment & Recreation	0.3%	64

Survey respondents from the Audubon County Laborshed area were asked to identify the industry in which they are currently working. The largest concentration of workers are employed in the health care & social services industry as shown in the table at left.

# Audubon County Commuting Area



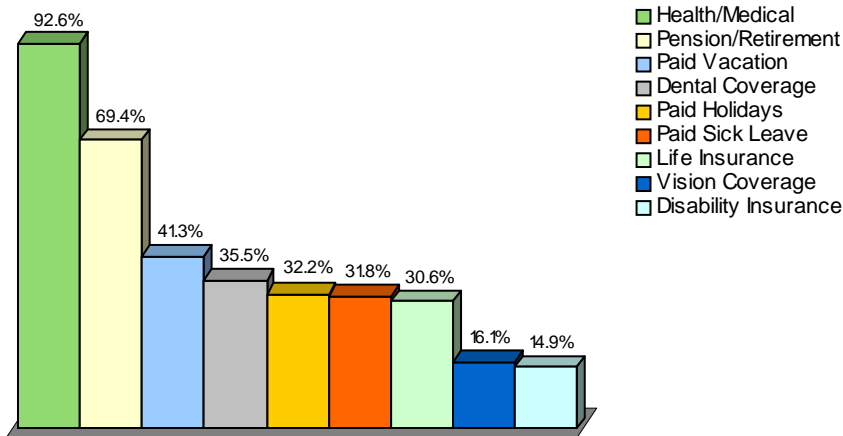
## Commuting Statistics

The map at the left represents commuting patterns into Audubon County with the concentration per ZIP code represented in the legend.

Those who are willing to change employment in the Audubon County Laborshed area are willing to commute an average of 24 miles one way for employment opportunities.



## Benefits Currently Offered



The survey provides the respondents an opportunity to identify employment benefits they currently are offered. The chart at left provides the percentage of responses from those that are currently employed. The top nine benefits are shown.

The majority (65.3%) of respondents are currently sharing the cost of premiums with the employer. However, 26.6 percent of the respondents in the area have employers who pay the entire cost of insurance premiums as a benefit for their employees.

## Education and Median Wage Characteristics by Industry

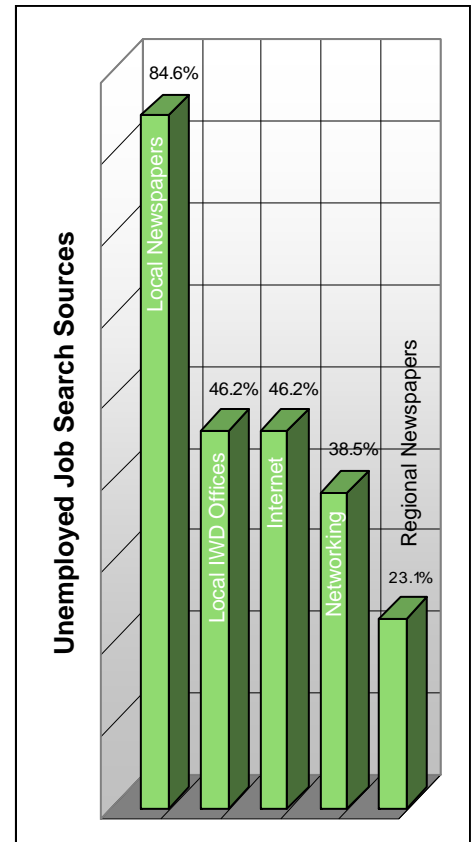
Industry	Education			Median Wages	
	Some Level Beyond High School	Associate Degree	Undergraduate Degree or Higher	Salary Wages (per year)	Non-Salary Wages (per hour)
Agriculture	46.6%	17.2%	10.3%	\$44,000	\$11.50
Construction	45.0%	5.0%	15.0%	*	\$15.00
Manufacturing	38.5%	10.3%	10.3%	\$45,000	\$14.00
Transportation, Communication, & Utilities	65.2%	8.7%	17.3%	\$55,000	\$12.50
Wholesale & Retail Trade	45.2%	6.5%	12.9%	\$36,000	\$10.00
Finance, Insurance, & Real Estate	63.6%	9.1%	45.4%	\$39,500	*
Health Care & Social Services	59.4%	15.9%	18.7%	\$45,000	\$11.66
Personal Services	54.5%	*	18.2%	*	\$8.06
Entertainment & Recreation	*	*	*	*	*
Professional Services	56.5%	17.4%	17.3%	\$40,000	\$9.81
Public Administration & Government	60.0%	20.0%	20.0%	\$35,500	\$16.00
Education	95.1%	12.2%	73.2%	\$43,000	\$9.88

This table includes all respondents without consideration of employment status or willingness to change/enter employment.

\*Insufficient survey data/refused

## Unemployed - Those Willing to Enter/Re-enter Employment:

- An estimated 406 unemployed individuals are willing to accept employment;
- Average age is 44 years old;
- 53.8% are female; 46.2% are male;
- Education:
  - 69.2% have an education beyond high school
  - 15.4% are trade certified
  - 15.4% have completed vocational training
  - 7.7% have an associate degree
  - 15.4% have an undergraduate degree
- Estimated wage range to attract the upper 66-75% qualified hourly wage applicants is \$10.00 to \$10.50/hr. with a median of the lowest wage of \$10.00/hr.;
- Willing to commute an average of 25 miles one way for the right opportunity;
- 76.9% expressed interest in seasonal and 69.2% in temporary employment opportunities;
- 38.5% are interested in working varied shifts (2nd, 3rd & split);
- Would prefer to enter employment that offers the following benefits:
  - Health/medical insurance
  - Pension/retirement options
  - Paid vacation
  - Paid holidays
  - Vision coverage
  - Paid sick leave
  - Flextime
- 75.0% of the unemployed are seeking employment offers where the employer/employee share the cost of medical insurance premiums.



## Sponsored in Partnership with



For more information regarding the Audubon County Laborshed Study, contact:

### Audubon County Economic Development Corporation

800 Market St

Audubon, IA 50025

Phone: 712-563-2742

Fax: 712-563-2537

E-mail: [aced@iowatelecom.net](mailto:aced@iowatelecom.net)

[www.auduboncounty.com](http://www.auduboncounty.com)



This information is analyzed and compiled by the  
Iowa Workforce Development  
Research & Performance Planning Bureau  
1000 E. Grand Avenue, Des Moines, Iowa 50319  
(515) 281-7505  
[www.iowaworkforce.org](http://www.iowaworkforce.org)